

# Essential Fabric Display – 1200 Straight

## Assembly Instructions



### Overview:

Essential fabric displays feature basic tubular frames coupled with pillowcase fabric graphics. The economy tube frames come with a one year limited warranty. Simply pull the graphic over the frame.

### Features and Benefits:

- Straight aluminum tube frame
- Easy to store and ship
- Quick to set up
- Pillowcase fabric graphic
- Carry bag included
- Bungee cords for easy assembly
- One year limited hardware warranty against manufacturer defects

### Hardware Dimensions:

Assembled unit:  
50" w x 92" h x 17.72" d  
1270mm(w) x 2337mm(h) x  
450mm(d)

Approximate weight with cases:  
21 lbs / 9.5 kg

### Graphic Material:

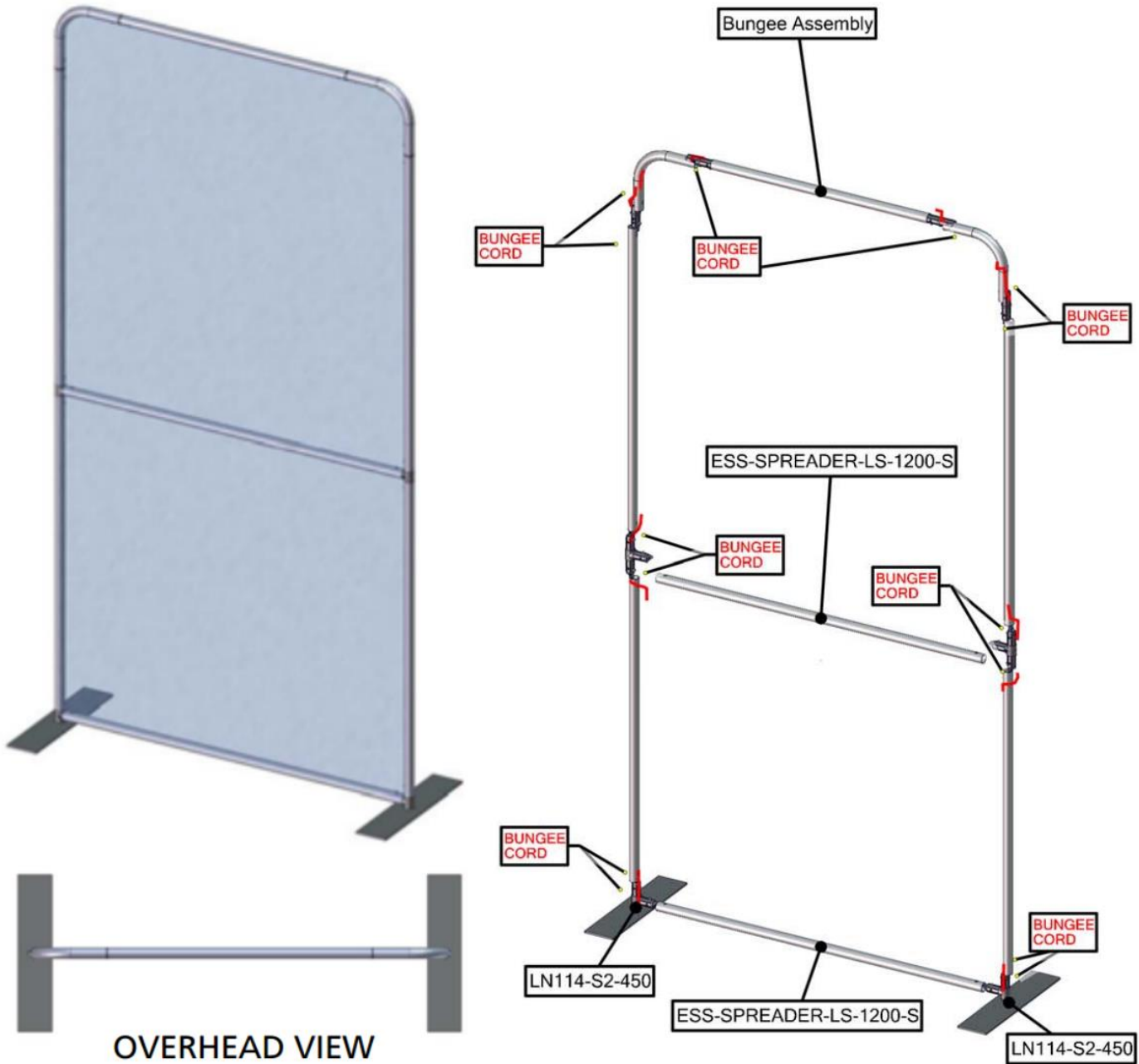
Dye-sublimated slip-over  
graphics

### Items Included:

Hardware	Graphics
 6MM HEX KEY x1	 FMTL-ESS-S-1200-G x1
 LN114-S2-450 x2	
 LN114-SCRW x2 (included with Bungee Assembly)	
 ESS-SPREADER-LS-1200-S x2	
 Bungee Assembly x1	

# Essential Fabric Display – 1200 Straight Assembly Instructions

## Assembly View:

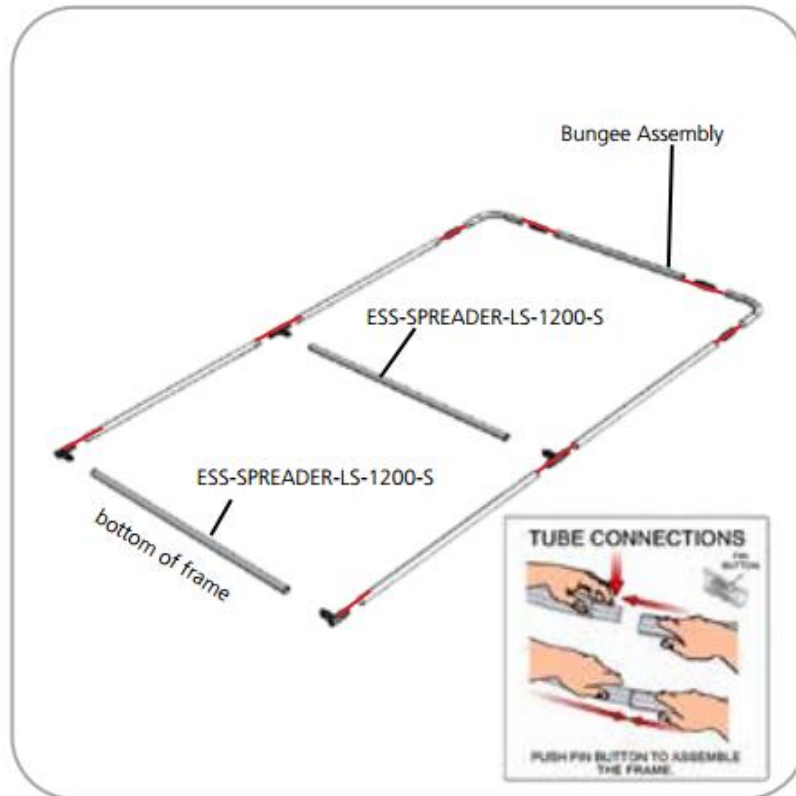


# Essential Fabric Display – 1200 Straight Assembly Instructions

## Step by Step Instructions:

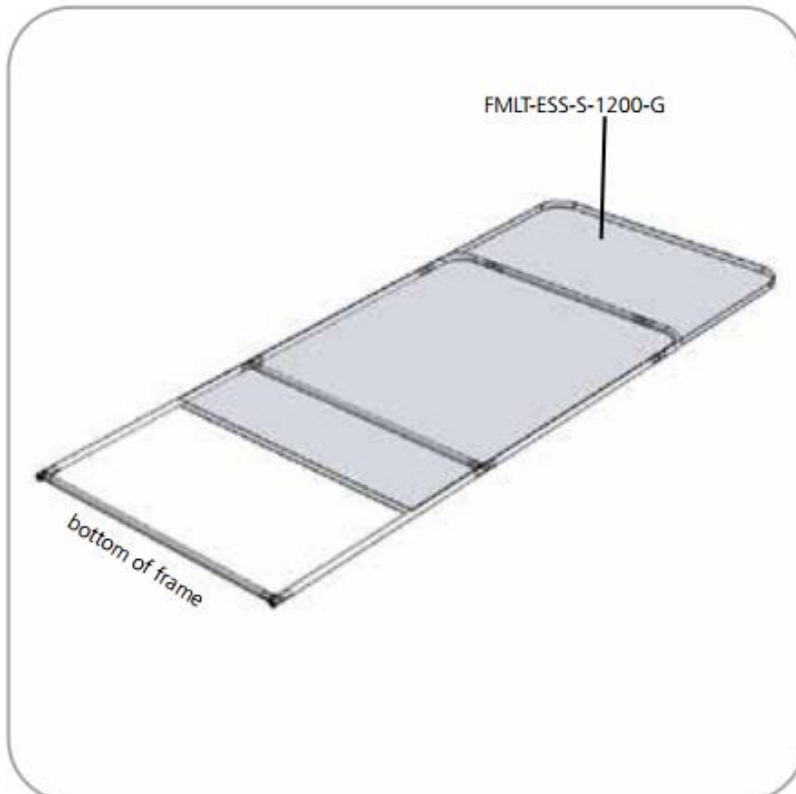
### Step 1.

Assemble the bungee frame.  
Attach the long spreaders.



### Step 2.

Apply the pillowcase onto the  
frame.



# Essential Fabric Display – 1200 Straight Assembly Instructions

## Step 3.

Attach the stabilizing bases.



## Step 4.

Setup is complete.

